



INSTRUCTIONS for ABSTRACT preparation

1. Please use the file named: "EFCF-2019_Abstract_Template_Short-title_Family-name_Given-name_Current-Version.docx" for your Abstract (see www.EFCF.com/Download).
2. Edit the example texts, being sure to keep the format unchanged from the example.
 - Rename the template file with Abstract file name according to the following scheme: "Short-title_Family-name_Given-name_Current-Version.docx" (e.g. PEFC-MembraneConductivity_Smith_John_01.docx).
The number "_01" for first submitted version, "_02" for the second if applicable, etc.
 - Overwrite all sample text with your content, but keep the formats as given in this template.
 - Leave **Yellow Highlighted Letters** untouched. But clear all **Red Comments** and unused templates.
3. After filling in your contact information as an author on www.EFCF.com/AC (Author Centre) or www.EFCF.com/Upload, login and up-load your one-page Abstract by 30 November 2018:
 - Insert your contribution title and choose your Abstract docx file.
 - Indicate your preference: Oral or Poster. Suggest the 3 most relevant topics for your Abstract. If only one topic applies, enter this topic 3x.
 - Add Co-Authors, who have to be listed in the Publications of the EFCF Conference.
 - Submit file and information – You will get a confirmation mail. This can last some minutes.

Deadline for ABSTRACT Submission: November 30, 2018

After February 2019

INSTRUCTIONS For PAPER preparation

1. Please use the file "EFCF-2019_Paper_Template_Xyyzz_Short-title_Family-name_Given-name_Current-Version.docx" for your full-length paper.
 - Rename the new file with your EFCF-ID according to the acceptance email arriving in February 2019 e.g. "EFCF-2019_Paper_A1204_PEFC-MembraneConductivity_Smith_John_01.docx"
2. Replace the sample texts, being sure to keep the format of the sample text unchanged.
 - Replace* **Xyyzz** with your EFCF-ID in both: - the footer (by double clicking the footer) and → on the top of the page, e.g. **A1304, B0512,...**
 - Overwrite** the sample heading*** of the Abstract. Copy & correct your submitted Abstract. Use: "copy" → "paste special/unformatted text".

* The correct EFCF-ID assignment e.g. "B1503" is absolutely crucial for proper placement of your Abstract in the Conference Agenda and of your manuscript in the Electronic Conference Proceedings.

** Please do not modify the title of your contribution, unless corrections are absolutely needed. Inform us about the absolutely needed changes, when you upload the Paper.

*** Title of presentation, author name(s), institution(s), street(s), town(s), country, telephone and fax number, e-mail address of first author etc.

- Overwrite all sample text with your own content; where possible use the given structure.
 - Delete **Yellow Highlights** and **Red Comments**.
3. Upload the WORD (.docx) with the full-length Paper in the Author Centre
→ www.EFCF.com/AC or www.EFCF.com/Upload

Your first 1-page Abstract will be reproduced in the Conference Agenda, while your full-length Paper will be included in the Electronic Conference Proceedings of the EFCF 2019: Low-Temp. FUEL CELLS, ELECTROLYSERS & H2 Processing.

Deadline for Paper Submission: April 30, 2019

FORMAT EXPLANATION

Use the following formats:

EFCF_Xyyzz → **Xyyzz**

EFCF_Title → **Anode Morphology and Performance of a Fuel Cells**

EFCF_Authors → Peter Test (1), Andreas Check (2), Nikolai Next (1), Viktor Final (2)
EFCF_Address → (1) Uni Top, Institute of Ceramic Technologies;
 Test Street 55; 1543 Clean Town/Wonderland
 (2) Innofirm Services; Eventual Place, 45366 Tech City/Katland
EFCF_TelFax → Tel.: +41-56-987-1234
 Fax: +41-56-987-1235
EFCF_email → Peter.Test@fastmail.com

EFCF_Subtitle1 → **Abstract**

EFCF_Text → The key components of solid oxide fuel cells. High porosity is essential for the fuel gas in the outer region of the anode structure. Near the electrolyte, however, the charge exchange is of importance. The two electrons released by each arriving oxygen ion have to be conducted by the Nickel in the Cermet material to the bipolar plate. After passing through the same, they become available at the cathode of the next cell for the ionization of other oxygen atoms. On the anode the charge exchange occurs along triple phase boundaries, i.e. along lines formed by the ion conducting electrolyte, the electron conducting porous anode and gaseous fuel molecules filling the voids.

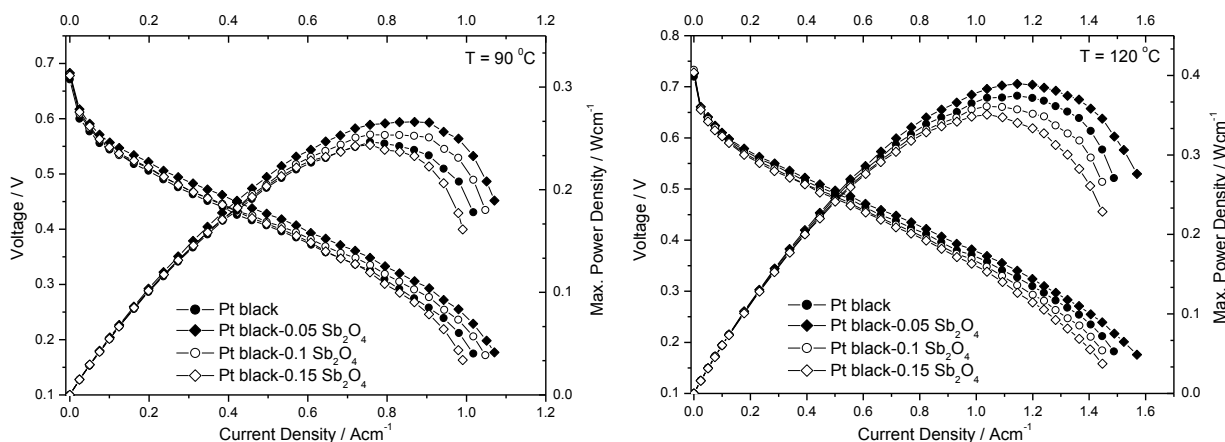


Fig. 1 The polarization curves compared to pure Pt catalyst operated at (a) 90°C and (b) 120°C.

Figure/Table description →
EFCF_Text (centered)

FORMAT INSTRUCTIONS

Please adhere to the following **format instructions** for manuscript preparation and submission:

1. **MS-Word format:** Please make sure the example formats are not replaced by the working format of your computer or lost by cut-and-paste procedures.
2. **Format:** Line spacing, alignment, page numbering, etc. is already formatted.
Please do not change.
3. **Title section:** Please do not change the title section compared to the preliminary Abstract unless absolutely necessary. If possible, please use complete names. Please use the given formats, resp. the one here below – Base Font is Arial.

<p>Title: 18 pt-bold Full first and family name(s) of author(s): 12 pt-bold Institution and Address of author(s): 12 pt Tel, Fax, Mail of author(s): 10 pt Subtitles 1: 14 pt-bold Subtitles 2: 12 pt-bold Text, equations, references etc.: 12 pt-normal</p>	<p>EFCF_Title EFCF_Authors EFCF_Address EFCF_TelFax EFCF_Subtitle1 EFCF_Text</p>
---	---

4. In case there are a **number of authors and institutions** (a maximum of 3 should be listed, more cannot be listed for technical reasons) → please use this way of referencing, as given in the template:

<p>Peter Test (1), Andreas Check (2), Nikolai Next (1), Viktor Final (2) (1) Uni Top, Institute of Ceramic Technologies; Test Street 55; 1543 Clean Town/Wonderland (2) Innofirm Services; Eventual Place, 45366 Tech City/Katland</p>	<p>EFCF_Authors EFCF_Address EFCF_Address EFCF_Address</p>
---	---

5. **Length:**
Abstract: one page, a clarifying graph or picture is also welcome.
Paper - Full-length Manuscripts: unrestricted within reasonable limits e.g. 5-10 pages.
6. **Pictures and graphs:**
Please use full page width. Do not place graphics side by side.
7. **Scans:**
All photographs should be scanned and compressed to 200 dpi.
No "Mega-Bite" picture files please!
8. **Compression of figures:**
Please compress all figures using the WORD function: right-click the graph, select 'format graph' and check the box 'compression' to 'print' (= 200 dpi).
9. **Citations:**
References should be numbered in square brackets ([1], [5], [12] etc.) and listed at the end of the manuscript under the section "References", see "EFCF-2019_AbstractPaper_B1305_SamplePaperFile.pdf".

Hard copy manuscripts are not accepted.



INSTRUCTION FOR POSTER PRESENTATION

Your paper has been selected for the Poster Show. This is a great opportunity to present your work, your institute and yourself to large audience during 2 poster session days. Well presented posters draw a high attention and offer many opportunities for discussion during the conference. The best posters will be awarded!

Please observe the following instructions when preparing your visual presentation.

1. **Two Sessions** are scheduled for presentation of the posters, mounted in the designated poster area:

- Poster Session I: Wednesday July 3, 2019 - 13:15 to 14:30 h
- Poster Session II: Thursday July 4, 2019 - 13:15 to 14:30 h

Poster boards will be ready from Tuesday July 2, 2019 by 16:00 h

All posters must be mounted at the latest at 10:00h Wednesday July 3, 2019.

Poster stickers will be provided. No staples, thumbtacks, pins or needles can be used.

2. The **sketch of the poster board** arrangement can be found below.

a. Technical Content	has to be put into the 84-90 cm wide and 120-128 cm high main poster area (=A0 - Worldformat) . Use the entire area for your technical content.
b. Personal Information	on authors (CV), institute, company, laboratory (main goals), etc. have to be shown in an additional area of 29.7 cm height and 21 cm width (format A4) on the upper right part of the board.
c. EFCF-ID, Title	of your presentation, your name and affiliation according to abstract, will be provided by EFCF and appear also in an additional area format A3 on the upper left part of the board.

3. **Recommendations**

- ✎ Please post only the essentials in the poster. Restrict yourself to highlights, results, innovative ideas etc. The complete text of your presentation will be included in the electronic Conference Proceedings.
- ✎ Please use the "Arial" font (normal and/or bold) and the following letter sizes to make sure that all essential information can be read from a distance of 1.5 m (6').

Headlines: 48 pts (bold)

Subheadings: 30 points (bold)

Text and equations: 18 points (normal)


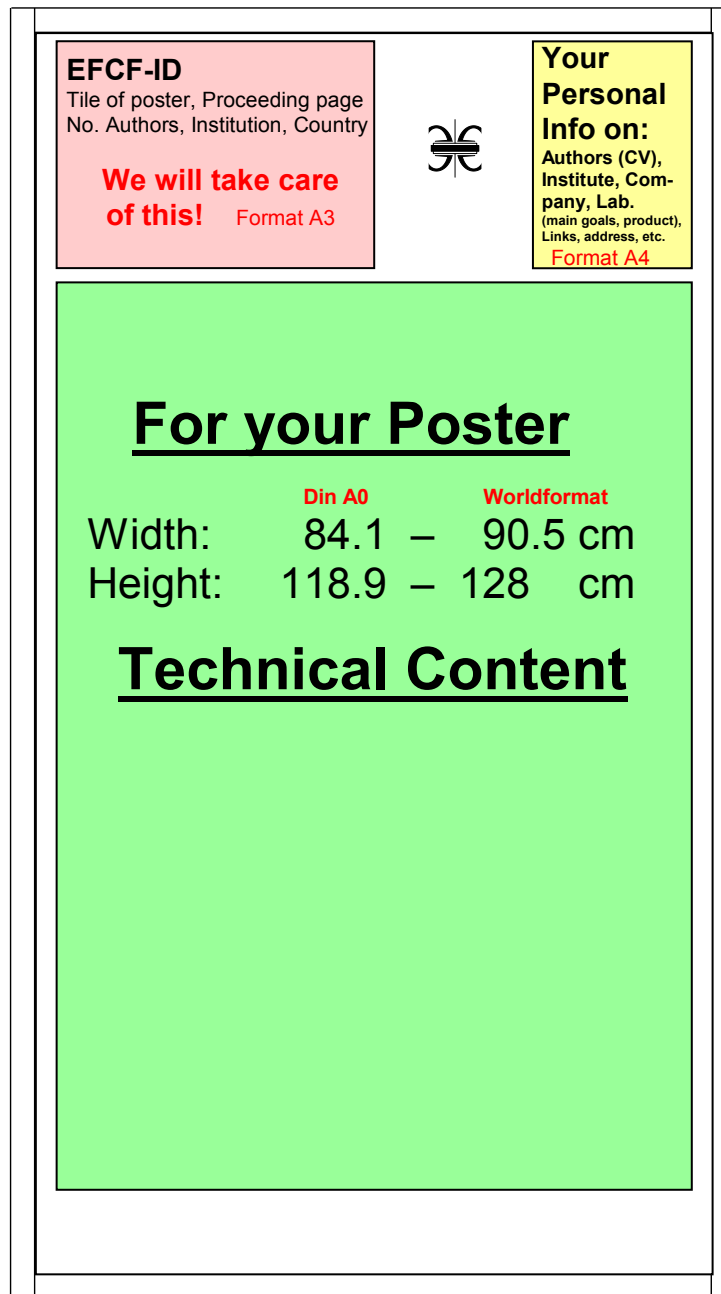
4. **Awarding**

- Members of the Scientific Committee will rate the **technical content** of your presentation. The winners will be honored during the Christian Friedrich Schoenbein Award Ceremony on Friday July 5, 2019.
- Members of the Scientific Committee will also rate the **quality of the visual appearance** of your presentation. The poster with the best visual presentation will receive

Cash Award of 200 Swiss Francs



Poster Presentation: Board Size and Available Board Space



Low-Temperature

**Fuel Cells & Electrolysers
H₂ Processing**

EFCF 2019
Lucerne, Switzerland, 2 - 5 July